



# Round 1 : February 25 - 27

## Phillip Island GP Circuit



### SUPERBIKE MASTERS

#### Race 1

Date: 26/02/22  
 Event: R01  
 Weather: Partly cloudy - Temp: 23.5C  
 Track: Dry - Temp: 35.0C

Started at: 14:00:35  
 Laps: 5  
 Starters: 26  
 Printed at: 14:21


### PROVISIONAL CLASSIFICATION


Pos	No	Name	Class	Machine	Laps	Race Time	Behind Leader	Behind Prev	Fastest Lap	On Lap	Top Speed
1	36	Murray CLARK (QLD)	P6F13	Suzuki GSXR 1183	5	8:46.874			1:43.666	5	252
2	29	Scott CAMPBELL (TAS) / Leigh Kelly Agencies TAS / Alpinestars / RST	P67	Honda RC30 750	5	8:47.222	.348	.348	1:43.900	5	237
3	76	Scott WEBSTER (VIC) / West Gippsland Auto Electrics / T&K Carney	P5F1	Harris Suzuki 1200	5	9:02.950	16.076	15.728	1:47.230	4	240
4	62	Phillip BURKE (NSW)	P67	Honda RC30 750	5	9:12.553	25.679	9.603	1:48.773	3	224
5	2	Bradley PHELAN (QLD)	P5UN	Suzuki Katana 1170	5	9:16.556	29.682	4.003	1:49.549	4	230
6	33	James AGOMBAR (VIC) / Contemporary Flooring Solutions	P5F1	Yamaha TZ 750	5	9:21.253	34.379	4.697	1:50.642	4	231
7	90	Michael MOLONEY (VIC) / Toss Dog Racing	P5UN	Suzuki GSX 1170	5	9:21.274	34.400	.021	1:49.816	4	231
8	73	Glenn CRUTCHLEY (VIC) / Kallista Electrical	P5F1	P&M Kawasaki 1200	5	9:22.023	35.149	.749	1:50.011	4	229
9	9	Dean CASTLETON (VIC)	P6F13	Suzuki GSXR 1100	5	9:24.706	37.832	2.683	1:50.951	3	234
10	32	Aaron BENNETT (NSW) / Well Sprung	P5UN	Suzuki GSX 1298	5	9:28.182	41.308	3.476	1:51.312	2	238
11	151	Phillip BEVAN (NSW)	P67	Honda VFRR 750	5	9:32.970	46.096	4.788	1:51.218	5	223
12	64	Ian SHORT (VIC)	P5F1	Suzuki CMR 1100	5	9:36.734	49.860	3.764	1:52.652	5	227
13	14	Jason DAWSON (VIC) / Sureflight Australia	P6F13	Suzuki GSXR 1127	5	9:47.806	1:00.932	11.072	1:55.584	3	231
14	8	Albert TEHENNEPE (VIC) / AT Racing	P5F1	Harris Kawasaki 1200	5	9:48.025	1:01.151	.219	1:55.284	5	228
15	4	Patrick POVOLNY (NSW) / Truck-Eez Transport Refrigeration & Repairs	P5UN	Suzuki GSX 1166	5	9:48.382	1:01.508	.357	1:55.318	4	226
16	131	Paul RIGNEY (NSW) / HK31	P5F1	Harris Kawasaki 1075	5	9:48.861	1:01.987	.479	1:54.426	5	211
17	612	Gregory JAMES (NSW)	P5UN	Honda CBR 1100	5	9:49.791	1:02.917	.930	1:55.436	4	218
18	22	Karen WEBB (TAS) / SKI Investments	P67	Suzuki GSX-R 750	5	9:51.090	1:04.216	1.299	1:55.160	4	225
19	134	Mark RODDA (NSW) / Metroll Lismore / Bolt Barn Lismore	P5UN	Suzuki GS 1100	5	10:04.216	1:17.342	13.126	1:58.078	3	198
20	11	Craig HUNTER (QLD)	P5UN	Yamaha XV 1000	5	10:14.394	1:27.520	10.178	1:59.937	4	207
21	110	Ross DOBSON (NSW) / Phat Kat Racing	P5UN	Suzuki Katana 1290	5	10:26.409	1:39.535	12.015	2:00.561	4	209
22	816	Darren LARK (VIC)	P5UN	Suzuki GSX 1150	5	10:41.991	1:55.117	15.582	2:06.182	4	196
DNF	122	Corey FORDE (NSW) / RPE Racing	???	Suzuki XR69 1260	2	3:43.393	2 Laps		1:43.453	2	235
DNF	7	Damion DAVIS (NSW) / Racing Geriatrics	P5UN	Suzuki TR 750	2	4:09.556	2 Laps	26.163	2:00.087	2	190
DNF	37	John ALLEN (QLD) / Bridgestone Custom Coatings / C&M M-cycles	P5F1	Yamaha OW31 750	1	1:55.305	3 Laps		1:55.305	1	177
DNF	75	Steven HARLEY (NSW)	P6F13	Bimota YB6 1000	0		4 Laps				163

Fastest Lap was 1:43.453 by Corey FORDE (NSW)

\*\*\* Rider 122 (Corey FORDE (NSW)) - 10 second penalty imposed by Clerk of Course for jumped start \*\*\*

The results are provisional until the end of the time limit for protests and appeals.

  
 Chief Timekeeper - Scott Laing

  
 Race Director - Tom Williams





# Round 1 : February 25 - 27

## Phillip Island GP Circuit



ASBK.COM.AU f t i y

### SUPERBIKE MASTERS

#### Race 1

Date: 26/02/22  
Event: R01  
Weather: Partly cloudy - Temp: 23.5C  
Track: Dry - Temp: 35.0C

Started at: 14:00:35  
Laps: 5  
Starters: 26  
Printed at: 14:21

### PROVISIONAL LAP TIMES

No	Name	Lap 1	Lap 2	Lap 3	Lap 4	Lap 5
2	Bradley PHELAN (QLD)	1:56.306	1:51.141	1:49.754	<b>1:49.549</b>	1:49.806
4	Patrick POVOLNY (NSW)	2:04.993	1:56.691	1:55.963	<b>1:55.318</b>	1:55.417
7	Damion DAVIS (NSW)	2:09.469	<b>2:00.087</b>			
8	Albert TEHENNEPE (VIC)	2:03.106	1:57.030	1:56.449	1:56.156	<b>1:55.284</b>
9	Dean CASTLETON (VIC)	1:58.764	1:51.185	<b>1:50.951</b>	1:51.524	1:52.282
11	Craig HUNTER (QLD)	2:11.177	2:01.011	2:01.129	<b>1:59.937</b>	2:01.140
14	Jason DAWSON (VIC)	2:03.703	1:56.863	<b>1:55.584</b>	1:56.046	1:55.610
22	Karen WEBB (TAS)	2:07.982	1:56.705	1:55.831	<b>1:55.160</b>	1:55.412
29	Scott CAMPBELL (TAS)	1:49.986	1:43.939	1:44.816	1:44.581	<b>1:43.900</b>
32	Aaron BENNETT (NSW)	2:00.226	<b>1:51.312</b>	1:51.350	1:51.811	1:53.483
33	James AGOMBAR (VIC)	1:57.115	1:51.728	1:51.044	<b>1:50.642</b>	1:50.724
36	Murray CLARK (QLD)	1:50.737	1:43.947	1:44.403	1:44.121	<b>1:43.666</b>
37	John ALLEN (QLD)	<b>1:55.305</b>				
62	Phillip BURKE (NSW)	1:56.823	1:49.107	<b>1:48.773</b>	1:48.811	1:49.039
64	Ian SHORT (VIC)	2:02.999	1:54.017	1:53.260	1:53.806	<b>1:52.652</b>
73	Glenn CRUTCHLEY (VIC)	1:58.004	1:52.154	1:50.672	<b>1:50.011</b>	1:51.182
76	Scott WEBSTER (VIC)	1:53.564	1:47.454	1:47.302	<b>1:47.230</b>	1:47.400
90	Michael MOLONEY (VIC)	1:58.703	1:51.235	1:50.171	<b>1:49.816</b>	1:51.349
110	Ross DOBSON (NSW)	2:16.030	2:06.210	2:02.107	<b>2:00.561</b>	2:01.501
122	Corey FORDE (NSW)	1:49.940	<b>1:43.453</b>			
131	Paul RIGNEY (NSW)	2:06.116	1:55.599	1:57.594	1:55.126	<b>1:54.426</b>
134	Mark RODDA (NSW)	2:08.878	1:58.104	<b>1:58.078</b>	1:58.629	2:00.527
151	Phillip BEVAN (NSW)	2:03.364	1:54.825	1:52.117	1:51.446	<b>1:51.218</b>
612	Gregory JAMES (NSW)	2:05.807	1:56.092	1:57.007	<b>1:55.436</b>	1:55.449
816	Darren LARK (VIC)	2:15.752	2:06.315	2:07.181	<b>2:06.182</b>	2:06.561

\*\*\* Rider 122 (Corey FORDE (NSW)) - 10 second penalty imposed by Clerk of Course for jumped start \*\*\*

The results are provisional until the end of the time limit for protests and appeals.

Chief Timekeeper - Scott Laing

Race Director - Tom Williams



www.computime.com.au  
COMPUTIME RACE TIMING SYSTEMS PTY LTD





# Round 1 : February 25 - 27

## Phillip Island GP Circuit



### SUPERBIKE MASTERS

#### Race 1

Date: 26/02/22  
 Event: R01  
 Weather: Partly cloudy - Temp: 23.5C  
 Track: Dry - Temp: 35.0C

Started at: 14:00:35  
 Laps: 5  
 Starters: 26  
 Printed at: 14:21

### PROVISIONAL SPLIT TIMES

Lap	Split 1	Split 2	Split 3	Split 4	Lap Time	Spd	Lap	Split 1	Split 2	Split 3	Split 4	Lap Time	Spd
<b>2 Bradley PHELAN (QLD) (5th)</b>							2	28.393	34.487	21.637	32.346	1:56.863	231
1	33.498	31.706	20.769	30.333	1:56.306	186	3	<b>28.045</b>	<b>33.470</b>	21.845	32.224	<b>1:55.584</b>	218
2	27.399	32.145	20.769	30.828	1:51.141	217	4	28.170	33.637	21.977	32.262	1:56.046	211
3	26.978	31.666	20.811	<b>30.299</b>	1:49.754	229	5	28.490	33.579	<b>21.520</b>	<b>32.021</b>	1:55.610	209
4	26.939	<b>31.462</b>	<b>20.590</b>	30.558	<b>1:49.549</b>	226	<b>22 Karen WEBB (TAS) (18th)</b>						
5	<b>26.819</b>	31.610	20.855	30.522	1:49.806	230	1	37.539	35.415	22.651	32.377	2:07.982	187
<b>4 Patrick POVOLNY (NSW) (15th)</b>							2	28.671	33.965	22.267	31.802	1:56.705	215
1	36.633	34.889	22.050	31.421	2:04.993	176	3	28.538	33.645	22.053	31.595	1:55.831	224
2	<b>28.035</b>	34.425	21.886	32.345	1:56.691	226	4	28.301	<b>33.538</b>	21.903	<b>31.418</b>	<b>1:55.160</b>	220
3	29.081	<b>33.693</b>	21.861	31.328	1:55.963	211	5	<b>27.954</b>	33.755	<b>21.810</b>	31.893	1:55.412	225
4	28.500	33.928	<b>21.566</b>	<b>31.324</b>	<b>1:55.318</b>	217	<b>29 Scott CAMPBELL (TAS) (2nd)</b>						
5	28.307	33.988	21.575	31.547	1:55.417	204	1	31.378	30.091	19.710	28.807	1:49.986	186
<b>7 Damion DAVIS (NSW) (DNF)</b>							2	25.532	<b>29.865</b>	19.767	<b>28.775</b>	1:43.939	234
1	38.807	35.015	22.645	33.002	2:09.469	174	3	<b>25.258</b>	30.175	20.460	28.923	1:44.816	236
2	<b>29.700</b>	<b>34.678</b>	<b>22.646</b>	<b>33.063</b>	<b>2:00.087</b>	190	4	25.393	29.918	20.085	29.185	1:44.581	236
<b>8 Albert TEHENNEPE (VIC) (14th)</b>							5	25.458	30.099	<b>19.541</b>	28.802	<b>1:43.900</b>	237
1	35.877	33.524	21.709	31.996	2:03.106	187	<b>32 Aaron BENNETT (NSW) (10th)</b>						
2	28.574	34.218	21.893	32.345	1:57.030	217	1	34.803	33.892	20.742	30.789	2:00.226	188
3	<b>28.264</b>	34.356	21.944	31.885	1:56.449	228	2	27.540	32.766	<b>20.656</b>	<b>30.350</b>	<b>1:51.312</b>	238
4	28.913	33.812	21.832	31.599	1:56.156	210	3	27.489	<b>32.553</b>	20.665	30.643	1:51.350	234
5	28.374	<b>33.730</b>	<b>21.824</b>	<b>31.356</b>	<b>1:55.284</b>	219	4	<b>27.316</b>	32.591	21.049	30.855	1:51.811	236
<b>9 Dean CASTLETON (VIC) (9th)</b>							5	27.713	33.064	21.461	31.245	1:53.483	237
1	35.172	32.248	20.785	30.559	1:58.764	175	<b>33 James AGOMBAR (VIC) (6th)</b>						
2	27.496	<b>32.143</b>	20.890	<b>30.656</b>	1:51.185	234	1	32.590	32.281	21.109	31.135	1:57.115	189
3	<b>27.017</b>	32.448	20.721	30.765	<b>1:50.951</b>	225	2	27.194	32.312	20.956	31.266	1:51.728	228
4	27.604	32.312	<b>20.629</b>	30.979	1:51.524	216	3	26.865	32.391	20.824	30.964	1:51.044	231
5	27.303	32.904	20.943	31.132	1:52.282	225	4	26.920	32.606	<b>20.633</b>	<b>30.483</b>	<b>1:50.642</b>	225
<b>11 Craig HUNTER (QLD) (20th)</b>							5	<b>26.674</b>	<b>32.293</b>	21.022	30.735	1:50.724	228
1	38.598	35.622	23.368	33.589	2:11.177	180	<b>36 Murray CLARK (QLD) (1st)</b>						
2	29.988	34.803	<b>22.723</b>	33.497	2:01.011	207	1	31.783	30.381	19.777	28.796	1:50.737	194
3	29.516	35.080	23.292	33.241	2:01.129	205	2	25.302	30.422	19.625	<b>28.598</b>	1:43.947	242
4	<b>29.142</b>	34.881	23.085	<b>32.829</b>	<b>1:59.937</b>	205	3	25.186	30.285	19.947	28.985	1:44.403	249
5	29.681	<b>34.658</b>	22.930	33.871	2:01.140	204	4	25.437	<b>30.160</b>	19.805	28.719	1:44.121	252
<b>14 Jason DAWSON (VIC) (13th)</b>							5	<b>25.032</b>	30.367	<b>19.382</b>	28.885	<b>1:43.666</b>	248
1	37.023	33.641	21.406	31.633	2:03.703	172	<b>37 John ALLEN (QLD) (DNF)</b>						

*Scott Laing*  
 Chief Timekeeper - Scott Laing

*Tom Williams*  
 Race Director - Tom Williams





# Round 1 : February 25 - 27

## Phillip Island GP Circuit



### SUPERBIKE MASTERS

#### Race 1

Date: 26/02/22  
 Event: R01  
 Weather: Partly cloudy - Temp: 23.5C  
 Track: Dry - Temp: 35.0C

Started at: 14:00:35  
 Laps: 5  
 Starters: 26  
 Printed at: 14:21

#### PROVISIONAL SPLIT TIMES

Lap	Split 1	Split 2	Split 3	Split 4	Lap Time	Spd	Lap	Split 1	Split 2	Split 3	Split 4	Lap Time	Spd
1	34.053	31.103	20.404	29.745	<u>1:55.305</u>	173	4	<u>29.724</u>	35.617	<u>22.503</u>	32.717	<u>2:00.561</u>	209
							5	29.747	36.437	23.042	<u>32.275</u>	2:01.501	200
<b>62 Phillip BURKE (NSW) (4th)</b>													
1	34.525	31.431	20.321	30.546	1:56.823	183	<b>122 Corey FORDE (NSW) (DNF)</b>						
2	26.791	<u>31.579</u>	20.585	30.152	1:49.107	224	1	31.555	30.241	19.672	28.472	1:49.940	193
3	<u>26.151</u>	31.779	20.586	30.257	<u>1:48.773</u>	222	2	<u>24.963</u>	<u>29.968</u>	<u>19.484</u>	<u>29.038</u>	<u>1:43.453</u>	235
4	26.492	31.920	<u>20.446</u>	<u>29.953</u>	1:48.811	218	<b>131 Paul RIGNEY (NSW) (16th)</b>						
5	26.224	31.776	20.672	30.367	1:49.039	220	1	38.152	34.268	21.809	31.887	2:06.116	174
<b>64 Ian SHORT (VIC) (12th)</b>													
1	36.280	33.403	21.654	31.662	2:02.999	187	2	<u>27.885</u>	33.953	21.921	31.840	1:55.599	211
2	27.513	33.141	<u>21.307</u>	32.056	1:54.017	227	3	29.380	33.590	22.018	32.606	1:57.594	203
3	27.502	32.499	21.364	31.895	1:53.260	222	4	28.080	33.203	21.860	31.983	1:55.126	201
4	28.135	32.585	21.550	31.536	1:53.806	219	5	28.126	<u>32.941</u>	<u>21.667</u>	<u>31.692</u>	<u>1:54.426</u>	203
5	<u>27.359</u>	<u>32.430</u>	21.367	<u>31.496</u>	<u>1:52.652</u>	221	<b>134 Mark RODDA (NSW) (19th)</b>						
<b>73 Glenn CRUTCHLEY (VIC) (8th)</b>													
1	33.991	32.453	21.113	30.447	1:58.004	187	1	38.014	35.149	22.940	32.775	2:08.878	168
2	27.877	32.905	21.121	30.251	1:52.154	223	2	29.291	34.445	<u>21.803</u>	32.565	1:58.104	198
3	26.943	<u>32.114</u>	20.890	30.725	1:50.672	229	3	<u>28.982</u>	34.383	22.158	<u>32.555</u>	<u>1:58.078</u>	194
4	26.837	32.388	<u>20.714</u>	<u>30.072</u>	<u>1:50.011</u>	225	4	29.158	34.549	22.310	32.612	1:58.629	193
5	<u>26.732</u>	32.418	21.169	30.863	1:51.182	228	5	29.465	<u>34.351</u>	23.776	32.935	2:00.527	191
<b>76 Scott WEBSTER (VIC) (3rd)</b>													
1	32.778	31.244	20.108	29.434	1:53.564	193	<b>151 Phillip BEVAN (NSW) (11th)</b>						
2	26.506	31.336	20.129	29.483	1:47.454	240	1	36.046	33.932	21.792	31.594	2:03.364	175
3	26.490	<u>31.060</u>	<u>20.035</u>	29.717	1:47.302	238	2	28.463	34.225	21.690	<u>30.447</u>	1:54.825	220
4	26.301	31.322	20.144	<u>29.463</u>	<u>1:47.230</u>	231	3	<u>26.857</u>	<u>32.211</u>	21.392	31.657	1:52.117	223
5	<u>26.118</u>	31.356	20.163	29.763	1:47.400	238	4	27.275	32.578	21.080	30.513	1:51.446	218
<b>90 Michael MOLONEY (VIC) (7th)</b>													
1	35.083	32.062	20.733	30.825	1:58.703	186	5	27.157	32.452	<u>21.021</u>	30.588	<u>1:51.218</u>	223
2	27.427	32.013	20.996	30.799	1:51.235	231	<b>612 Gregory JAMES (NSW) (17th)</b>						
3	<u>26.773</u>	31.775	20.896	30.727	1:50.171	226	1	37.782	34.388	21.778	31.859	2:05.807	177
4	26.908	<u>31.764</u>	<u>20.568</u>	<u>30.576</u>	<u>1:49.816</u>	226	2	<u>27.572</u>	34.260	22.095	32.165	1:56.092	218
5	27.116	32.119	21.239	30.875	1:51.349	217	3	29.355	33.868	21.967	31.817	1:57.007	197
<b>110 Ross DOBSON (NSW) (21th)</b>													
1	40.985	36.539	24.244	34.262	2:16.030	158	4	28.055	<u>33.525</u>	21.779	32.077	<u>1:55.436</u>	212
2	31.942	36.868	23.862	33.538	2:06.210	179	5	28.166	33.929	<u>21.699</u>	<u>31.655</u>	1:55.449	208
3	30.550	<u>35.415</u>	22.747	33.395	2:02.107	188	<b>816 Darren LARK (VIC) (22th)</b>						
<b>*** Rider 122 (Corey FORDE (NSW)) - 10 second penalty imposed by Clerk of Course for jumped start ***</b>													

The results are provisional until the end of the time limit for protests and appeals.

Chief Timekeeper - Scott Laing

Race Director - Tom Williams





Round 1 : February 25 - 27

Phillip Island GP Circuit



ASBK.COM.AU f t i y

SUPERBIKE MASTERS

Race 1

Date: 26/02/22  
Event: R01  
Weather: Partly cloudy - Temp: 23.5C  
Track: Dry - Temp: 35.0C

Started at: 14:00:35  
Laps: 5  
Starters: 26  
Printed at: 14:21

PROVISIONAL FASTEST LAPS SEQUENCE

Lap	Race Pos	No	Name	Machine	Fastest Lap	On Lap
1	1	122	Corey FORDE (NSW)	Suzuki XR69 1260	1:49.940	1
2	1	122	Corey FORDE (NSW)	Suzuki XR69 1260	1:43.453	2

\*\*\* Rider 122 (Corey FORDE (NSW)) - 10 second penalty imposed by Clerk of Course for jumped start \*\*\*

The results are provisional until the end of the time limit for protests and appeals.

*Scott Laing*  
Chief Timekeeper - Scott Laing

*Tom Williams*  
Race Director - Tom Williams



www.computime.com.au  
COMPUTIME RACE TIMING SYSTEMS PTY LTD





Round 1 : February 25 - 27

Phillip Island GP Circuit



ASBK.COM.AU f t i y

**SUPERBIKE MASTERS**

**Race 1**

Date: 26/02/22  
 Event: R01  
 Weather: Partly cloudy - Temp: 23.5C  
 Track: Dry - Temp: 35.0C

Started at: 14:00:35  
 Laps: 5  
 Starters: 26  
 Printed at: 14:21

**PROVISIONAL LAP SHEET**

No	Lap Time	Gap	No	Lap Time	Gap	No	Lap Time	Gap	No	Lap Time	Gap	No	Lap Time	Gap		
<b>Lap 1</b>			36	1:43.947	1.291	73	1:50.672	22.089	4	1:55.318	49.757	816	2:06.561	1:55.11		
122	1:49.940		76	1:47.454	7.625	9	1:50.951	22.159	612	1:55.436	51.134					
29	1:49.986	.046	62	1:49.107	12.537	32	1:51.350	24.147	131	1:55.126	51.227					
36	1:50.737	.797	2	1:51.141	14.054	64	1:53.260	31.535	22	1:55.160	52.470					
76	1:53.564	3.624	33	1:51.728	15.450	151	1:52.117	31.565	134	1:58.629	1:00.48					
37	1:55.305	5.365	90	1:51.235	16.545	14	1:55.584	37.409	11	1:59.937	1:10.04					
2	1:56.306	6.366	9	1:51.185	16.556	8	1:56.449	37.844	110	2:00.561	1:21.70					
62	1:56.823	6.883	73	1:52.154	16.765	4	1:55.963	38.906	816	2:06.182	1:32.22					
33	1:57.115	7.175	32	1:51.312	18.145	612	1:57.007	40.165	<b>Lap 5</b>							
73	1:58.004	8.064	64	1:54.017	23.623	131	1:57.594	40.568	36	1:43.666						
90	1:58.703	8.763	151	1:54.825	24.796	22	1:55.831	41.777	29	1:43.900	.348					
9	1:58.764	8.824	8	1:57.030	26.743	134	1:58.078	46.319	76	1:47.400	16.076					
32	2:00.226	10.286	14	1:56.863	27.173	11	2:01.129	54.576	62	1:49.039	25.679					
64	2:02.999	13.059	4	1:56.691	28.291	110	2:02.107	1:05.60	2	1:49.806	29.682					
8	2:03.106	13.166	131	1:55.599	28.322	816	2:07.181	1:10.50	33	1:50.724	34.379					
151	2:03.364	13.424	612	1:56.092	28.506	<b>Lap 4</b>						90	1:51.349	34.400		
14	2:03.703	13.763	22	1:56.705	31.294	36	1:44.121		73	1:51.182	35.149					
4	2:04.993	15.053	134	1:58.104	33.589	29	1:44.581	.114	9	1:52.282	37.832					
612	2:05.807	15.867	7	2:00.087	36.163	76	1:47.230	12.342	32	1:53.483	41.308					
131	2:06.116	16.176	11	2:01.011	38.795	62	1:48.811	20.306	151	1:51.218	46.096					
22	2:07.982	18.042	816	2:06.315	48.674	2	1:49.549	23.542	64	1:52.652	49.860					
134	2:08.878	18.938	110	2:06.210	48.847	90	1:49.816	26.717	14	1:55.610	1:00.93					
7	2:09.469	19.529	<b>Lap 3</b>			33	1:50.642	27.321	8	1:55.284	1:01.15					
11	2:11.177	21.237	29	1:44.816		73	1:50.011	27.633	4	1:55.417	1:01.50					
816	2:15.752	25.812	36	1:44.403	.346	9	1:51.524	29.216	131	1:54.426	1:01.98					
110	2:16.030	26.090	76	1:47.302	9.579	32	1:51.811	31.491	612	1:55.449	1:02.91					
<b>Lap 2</b>			62	1:48.773	15.962	151	1:51.446	38.544	22	1:55.412	1:04.21					
122	1:43.453		2	1:49.754	18.460	64	1:53.806	40.874	134	2:00.527	1:17.34					
29	1:43.939	.532	33	1:51.044	21.146	14	1:56.046	48.988	11	2:01.140	1:27.52					
			90	1:50.171	21.368	8	1:56.156	49.533	110	2:01.501	1:39.53					

\*\*\* Rider 122 (Corey FORDE (NSW)) - 10 second penalty imposed by Clerk of Course for jumped start \*\*\*

The results are provisional until the end of the time limit for protests and appeals.

*Scott Laing*  
 Chief Timekeeper - Scott Laing

*Tom Williams*  
 Race Director - Tom Williams



www.computime.com.au  
 COMPUTIME RACE TIMING SYSTEMS PTY LTD





Round 1 : February 25 - 27

Phillip Island GP Circuit



ASBK.COM.AU f t i y

SUPERBIKE MASTERS

Race 1

Date: 26/02/22  
 Event: R01  
 Weather: Partly cloudy - Temp: 23.5C  
 Track: Dry - Temp: 35.0C

Started at: 14:00:35  
 Laps: 5  
 Starters: 26  
 Printed at: 14:21

PROVISIONAL LAP CHART

Name	Grid	1	2	3	4	5	Name
S. CAMPBELL	20	122	122	20	20	20	M. CLARK
M. CLARK	36	29	29	36	29	29	S. CAMPBELL
C. FORDE	122	36	36	76	76	76	S. WEBSTER
J. ALLEN	37	76	76	62	62	62	P. BURKE
S. WEBSTER	76	37	62	2	2	2	B. PHELAN
P. BURKE	62	2	2	33	90	33	J. AGOMBAR
D. CASTLETON	9	62	33	90	33	90	M. MOLONEY
B. PHELAN	2	33	90	73	73	73	G. CRUTCHLEY
P. BEVAN	151	73	9	9	9	9	D. CASTLETON
G. CRUTCHLEY	73	90	73	32	32	32	A. BENNETT
J. AGOMBAR	33	9	32	64	151	151	P. BEVAN
M. MOLONEY	90	32	64	151	64	64	I. SHORT
A. BENNETT	32	64	151	14	14	14	J. DAWSON
S. HARLEY	75	8	8	8	8	8	A. TEHENNEPE
I. SHORT	64	151	14	4	4	4	P. POVOLNY
A. TEHENNEPE	8	14	4	612	612	131	P. RIGNEY
J. DAWSON	14	4	131	131	131	612	G. JAMES
P. RIGNEY	131	612	612	22	22	22	K. WEBB
P. POVOLNY	4	131	22	134	134	134	M. RODDA
K. WEBB	22	22	134	11	11	11	C. HUNTER
C. DITCHBURN	31	134	7	110	110	110	R. DOBSON
G. JAMES	612	7	11	816	816	816	D. LARK
M. RODDA	134	11	816				
C. HUNTER	11	816	110				
R. DOBSON	110	110					
D. LARK	816						
D. DAVIS	7						

\*\*\* Rider 122 (Corey FORDE (NSW)) - 10 second penalty imposed by Clerk of Course for jumped start \*\*\*

The results are provisional until the end of the time limit for protests and appeals.

*Scott Laing*  
 Chief Timekeeper - Scott Laing

*Tom Williams*  
 Race Director - Tom Williams



www.computime.com.au  
 COMPUTIME RACE TIMING SYSTEMS PTY LTD





# Round 1 : February 25 - 27

## Phillip Island GP Circuit



### SUPERBIKE MASTERS

#### Race 1

Date: 26/02/22  
 Event: R01  
 Weather: Partly cloudy - Temp: 23.5C  
 Track: Dry - Temp: 35.0C

Started at: 14:00:35  
 Laps: 5  
 Starters: 26  
 Printed at: 14:21

### PROVISIONAL BEST PARTIAL TIMES

Pos	Split 1		Split 2		Split 3		Split 4		LAP		Ideal	Fastest
	Name	Time	Name	Time	Name	Time	Name	Time	Name			
1	C. FORDE	24.963	S. CAMPBELL	29.865	M. CLARK	19.382	C. FORDE	18.472	C. FORDE	1:32.887	1:43.453	
2	M. CLARK	25.032	C. FORDE	29.968	C. FORDE	19.484	M. CLARK	28.598	M. CLARK	1:43.172	1:43.666	
3	S. CAMPBELL	25.258	M. CLARK	30.160	S. CAMPBELL	19.541	S. CAMPBELL	28.775	S. CAMPBELL	1:43.439	1:43.900	
4	S. WEBSTER	26.118	S. WEBSTER	31.060	S. WEBSTER	20.035	S. WEBSTER	29.434	S. WEBSTER	1:46.647	1:47.230	
5	P. BURKE	26.151	J. ALLEN	31.103	P. BURKE	20.321	J. ALLEN	29.745	P. BURKE	1:47.856	1:48.773	
6	J. AGOMBAR	26.674	P. BURKE	31.431	J. ALLEN	20.404	P. BURKE	29.953	B. PHELAN	1:49.170	1:49.549	
7	G. CRUTCHLE	26.732	B. PHELAN	31.462	M. MOLONEY	20.568	G. CRUTCHLE	30.072	G. CRUTCHLE	1:49.632	1:50.011	
8	M. MOLONEY	26.773	M. MOLONEY	31.764	B. PHELAN	20.590	B. PHELAN	30.299	M. MOLONEY	1:49.681	1:49.816	
9	B. PHELAN	26.819	G. CRUTCHLE	32.114	D. CASTLETO	20.629	A. BENNETT	30.350	J. AGOMBAR	1:50.071	1:50.642	
10	P. BEVAN	26.857	D. CASTLETO	32.143	J. AGOMBAR	20.633	P. BEVAN	30.447	D. CASTLETO	1:50.348	1:50.951	
11	D. CASTLETO	27.017	P. BEVAN	32.211	A. BENNETT	20.656	J. AGOMBAR	30.483	P. BEVAN	1:50.536	1:51.218	
12	A. BENNETT	27.316	J. AGOMBAR	32.281	G. CRUTCHLE	20.714	D. CASTLETO	30.559	A. BENNETT	1:50.875	1:51.312	
13	I. SHORT	27.359	I. SHORT	32.430	P. BEVAN	21.021	M. MOLONEY	30.576	J. ALLEN	1:52.323	1:55.305	
14	G. JAMES	27.572	A. BENNETT	32.553	I. SHORT	21.307	P. POVOLNY	31.324	I. SHORT	1:52.592	1:52.652	
15	P. RIGNEY	27.885	P. RIGNEY	32.941	J. DAWSON	21.406	A. TEHENNEP	31.356	P. RIGNEY	1:54.185	1:54.426	
16	K. WEBB	27.954	J. DAWSON	33.470	P. POVOLNY	21.566	K. WEBB	31.418	G. JAMES	1:54.451	1:55.436	
17	P. POVOLNY	28.035	A. TEHENNEP	33.524	P. RIGNEY	21.667	I. SHORT	31.496	J. DAWSON	1:54.554	1:55.584	
18	J. DAWSON	28.045	G. JAMES	33.525	G. JAMES	21.699	J. DAWSON	31.633	P. POVOLNY	1:54.618	1:55.318	
19	A. TEHENNEP	28.264	K. WEBB	33.538	A. TEHENNEP	21.709	G. JAMES	31.655	K. WEBB	1:54.720	1:55.160	
20	M. RODDA	28.982	P. POVOLNY	33.693	M. RODDA	21.803	P. RIGNEY	31.692	A. TEHENNEP	1:54.853	1:55.284	
21	C. HUNTER	29.142	M. RODDA	34.351	K. WEBB	21.810	R. DOBSON	32.275	M. RODDA	1:57.691	1:58.078	
22	D. DAVIS	29.700	C. HUNTER	34.658	R. DOBSON	22.503	M. RODDA	32.555	C. HUNTER	1:59.352	1:59.937	
23	R. DOBSON	29.724	D. DAVIS	34.678	D. DAVIS	22.645	C. HUNTER	32.829	R. DOBSON	1:59.917	2:00.561	
24	D. LARK	30.593	R. DOBSON	35.415	C. HUNTER	22.723	D. DAVIS	33.002	D. DAVIS	2:00.025	2:00.087	
25	J. ALLEN	31.071	D. LARK	36.906	D. LARK	23.841	D. LARK	33.851	D. LARK	2:05.191	2:06.182	

\*\*\* Rider 122 (Corey FORDE (NSW)) - 10 second penalty imposed by Clerk of Course for jumped start \*\*\*

The results are provisional until the end of the time limit for protests and appeals.

*Scott Laing*  
 Chief Timekeeper - Scott Laing

*Tom Williams*  
 Race Director - Tom Williams







Round 1 : February 25 - 27

Phillip Island GP Circuit



ASBK.COM.AU f t i y

SUPERBIKE MASTERS

Race 1

Date: 26/02/22  
Event: R01  
Weather: Partly cloudy - Temp: 23.5C  
Track: Dry - Temp: 35.0C

Started at: 14:00:35  
Laps: 5  
Starters: 26  
Printed at: 14:21


PROVISIONAL RACE INFORMATION

Time	Description
13:56:30	Pit exit open in 1:00
13:57:01	Pit exit open - closes in 1:00
13:58:02	PIT EXIT CLOSED
13:58:32	WARM UP LAP STARTED
14:00:35	Event Start
14:03:05	Race Direction: Start under investigation
14:03:50	Rider 122 (Corey FORDE) JUMP START PENALTY - 10 SECONDS
14:09:22	Chequered Flag
14:12:35	Event Finish

\*\*\* Rider 122 (Corey FORDE (NSW)) - 10 second penalty imposed by Clerk of Course for jumped start \*\*\*

The results are provisional until the end of the time limit for protests and appeals.

  
Chief Timekeeper - Scott Laing

  
Race Director - Tom Williams



www.computime.com.au  
COMPUTIME RACE TIMING SYSTEMS PTY LTD

